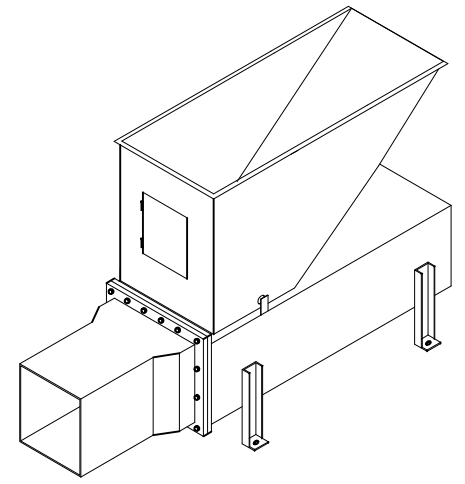
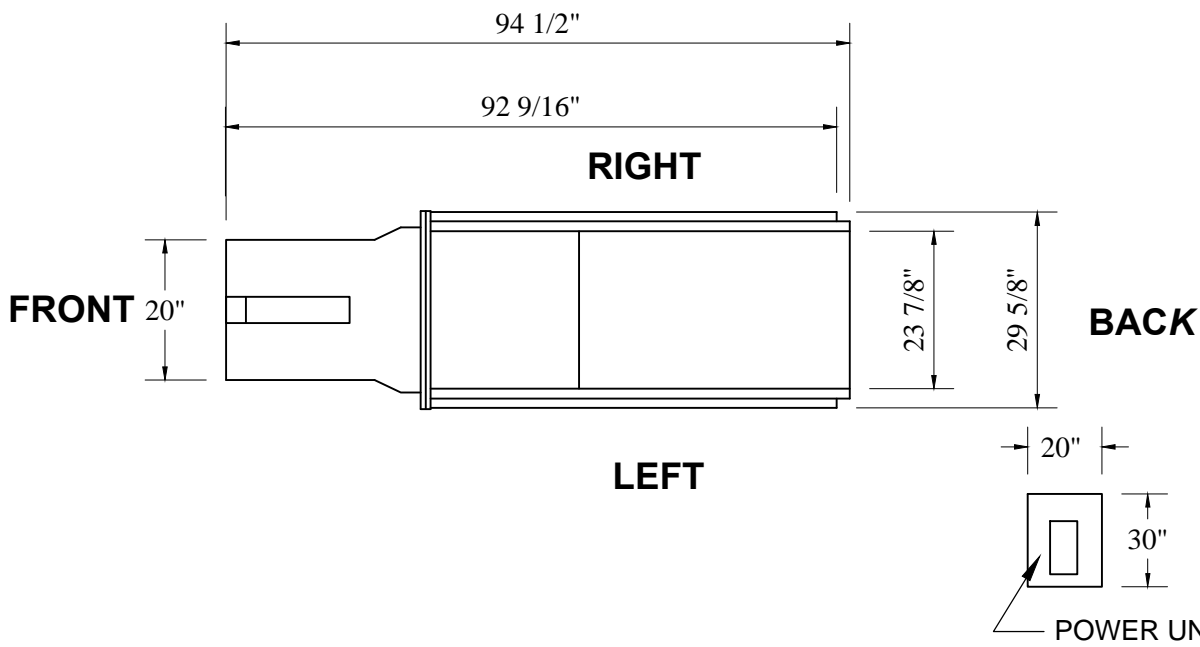
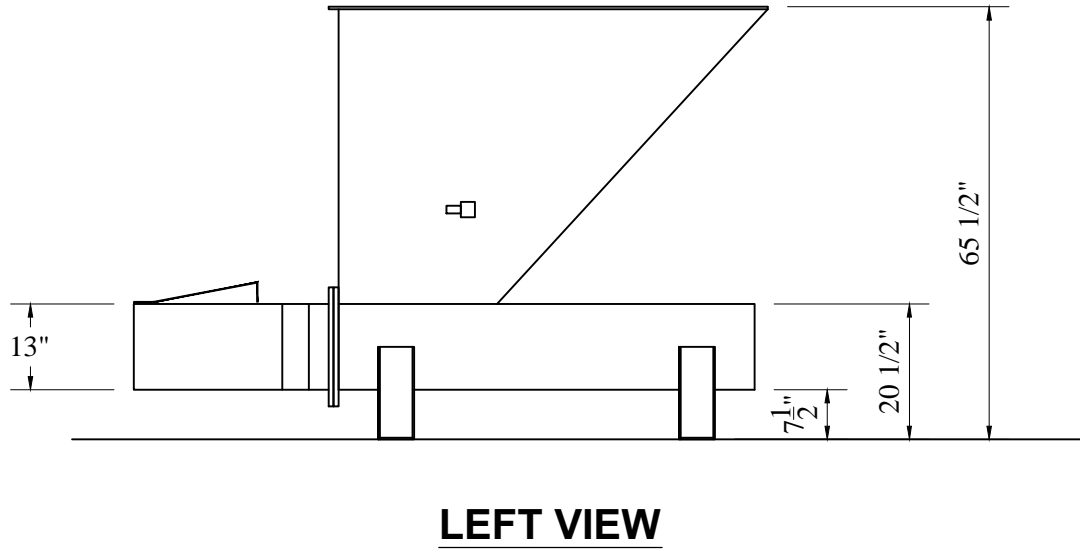


TOP VIEW

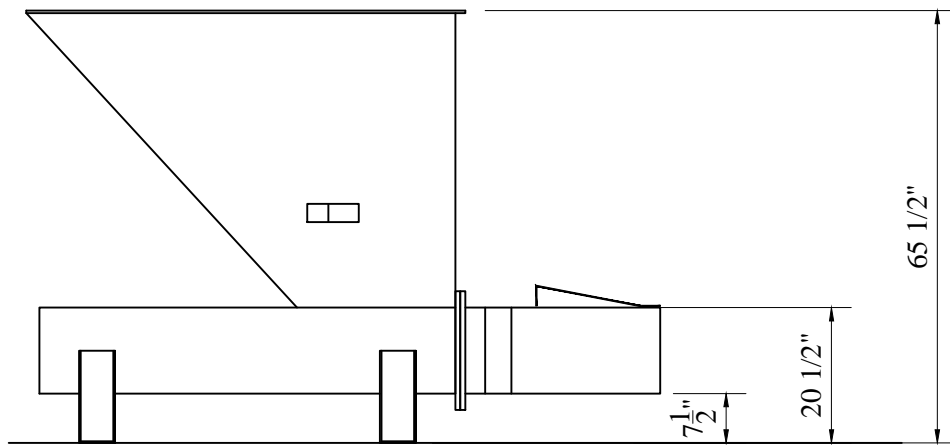


THESE DRAWINGS AND SPECIFICATIONS ARE THE PROPERTY OF CHUTES INTERNATIONAL AND SHALL NOT BE REPRODUCED OR COPIED OR USED AS THE BASIS FOR THE MANUFACTURE OR SALE OF APPARATUS WITHOUT PERMISSION. ***DO NOT DUPLICATE***

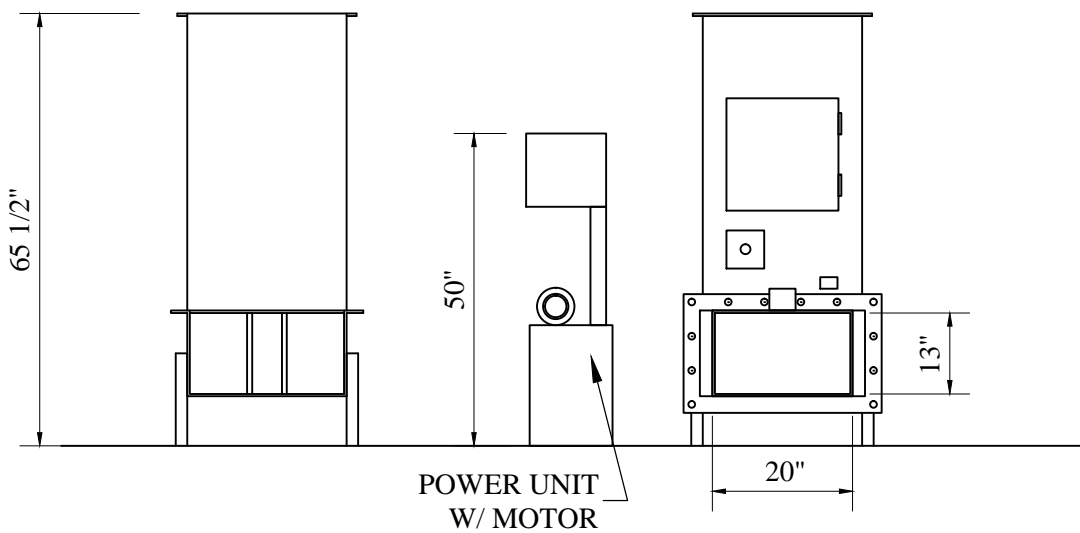
- 1 WEIGHT : 1700 LBS
CYCLE TIME : 36 SECONDS APPROX.
- 2 **STRUCTURE**
BOTTOM OF COMPACTOR: 3/8" + 1/4" WEAR PLATE
FRONT OF RAM: 3/8" C.R. STEEL
FLOOR OF RAM: 1/4" + 1/4" WEAR PLATE
- 3 HOPPER SIDES & FRONT TO BE FABRICATED OF 11 GA. COLD ROLLED STEEL WITH 1/4" IMPACT PLATE.
- 4 "BAG FULL" LIMIT SWITCH, AUTOMATIC PHOTO EYE WITH TIMER DELAY FOR AUTOMATIC CYCLING.
- 5 4" DIA. X 2 1/4" X 27" STROKE CYLINDER
1350 P.S.I. NORMAL PRESSURE
2900 MAX. P.S.I. PRESSURE
3.65 G.P.M. PUMP
7.5 H.P. MOTOR
10 GALLON HYDRAULIC OIL TANK
"UL" LISTED CONTROL PANEL
ON/OFF KEY SWITCH
- 6 FRONT SIDE ACCESS DOOR WITH SAFETY INTERLOCK SWITCH.
- 7 POWER: 208V, 3 PHASE, **STANDARD**.
- 8 RAM RETRACT PUSH BUTTON ON FRONT OF HOPPER.
- 9 DISCONNECT BOX TO BE LOCATED WITHIN 5' OF CHUTE DISCHARGE. 3-PHASE (3 HOT-WIRES) + NEUTRAL AND GROUND FOR A TOTAL OF 5 WIRES. REQUIRES 30 AMP BREAKER WITH DEDICATED CIRCUIT (ALL PROVIDED BY OTHERS).



LEFT VIEW



RIGHT VIEW



BACK VIEW

FRONT VIEW

OPTIONAL ADDS

POWER

480V, 3 PHASE

DURABAGGER DB-100

1ST SUBMITTAL		
RESUBMITTAL		
APPROVED FOR FAB.		
Job Name:		
Customer:		
City:		
State:		
Item:	DURABAGGER DB-100	
PO No.		JOB No.

CHUTES
INTERNATIONAL
MANUFACTURING

Phone: (301) 753-4100
Toll Free: 800-88-CHUTE
Fax: (301) 753-4109
4400 Austin Lane
White Plains, MD 20695
WWW.CHUTES.COM